



# YJ-SX-2835-01B

Surface Mount Device

## Applications

- Stage lighting
- Accent lighting
- Architecture lighting
- Advertising lighting
- Photoelectric device and relevant research



## Features

- 2.8mm × 3.5mm universal package
- Flexible for sophisticated color combination
- Customizable wavelength

## [About Yujileads<sup>®</sup>](#)

Document Number: YJWJ093

Rev Version: 2.0

P3200013.00

## Table of Contents

<b>General description .....</b>	<b>3</b>
<b>Ordering information .....</b>	<b>4</b>
<b>Characteristics .....</b>	<b>5</b>
Electrical-optical characteristics ( $T_A = 25^\circ\text{C}$ , 60mA) .....	5
<b>Characteristics .....</b>	<b>6</b>
Absolute maximum ratings ( $T_A = 25^\circ\text{C}$ ) .....	6
<b>Chromaticity diagram .....</b>	<b>7</b>
CIE 1931 diagram.....	7
<b>Package material and dimension.....</b>	<b>8</b>
Package layout.....	8
Package materials.....	8
<b>Characteristic graph .....</b>	<b>9</b>
Typical spectral power distribution (normalized).....	9
Forward current.....	10
Vs. forward voltage.....	10
Vs. relative luminous flux.....	10
Derating based on solder point .....	11
Solder point temperature ( $T_S$ ).....	12
Vs. forward voltage.....	12
Vs. relative luminous output .....	12
Vs. dominant wavelength shift.....	12
Spatial distribution ( $T_A = 25^\circ\text{C}$ , $I_F = 60\text{mA}$ ) .....	13
<b>Solder and reflow profile .....</b>	<b>14</b>
Recommended solder pad layout.....	14
Reflow profile.....	14
<b>SMT instruction .....</b>	<b>15</b>
Problems caused by improper selection of collet.....	15
Collet selection.....	15
Other notes of caution.....	15
<b>Tape and reel specifications .....</b>	<b>16</b>

---

**Box packaging ..... 18**  
**About Yujileds ..... 19**

---


## General description

Yujileds® monochromatic 2835 SMD series contains at least four different colors including conventional RGB and additional violet to achieve an extraordinary wide color gamut and thus is more flexible for sophisticated color combination for applications such as stage effect or accent lighting.

The monochromatic series 2835 LED also supports the unique service/certification by Yujileds® as described below.



**RoHS 2011/65/EU compliance**



**CE compliance**

---

## Ordering information

PART NUMBER	PRODUCT CODE	COLOR	CHROMATICITY BINS	VOLTAGE RANGE
YJ-SX-2835-01B	P3200013.00	Blue	-	0.1V

## Characteristics

Electrical-optical characteristics ( $T_A = 25^\circ\text{C}$ , 60mA)

PARAMETER	SYMBOL	VALUE			UNIT	TOLERANCE
		MIN.	TYP.	MAX.		
<b>Forward voltage</b>	$V_F$	2.7	-	3.1	V	$\pm 0.05$
<b>Luminous flux</b>	$\Phi_B$	4	4.5	5	lm	-
<b>Dominant wavelength<sup>1</sup></b>	$\lambda_D$	450	-	460	nm	$\pm 5$
<b>Peak wavelength</b>	$\lambda_P$	-	453	-	nm	$\pm 5^1$
<b>Reverse current</b>	$I_r$	-	-	10	$\mu\text{A}$	$\pm 0.1$ ( $V_r = 5\text{V}$ )
<b>View angle</b>	$2\theta_{1/2}$	-	120	-	Deg	$\pm 5$

1. Wavelength is customizable.

## Characteristics

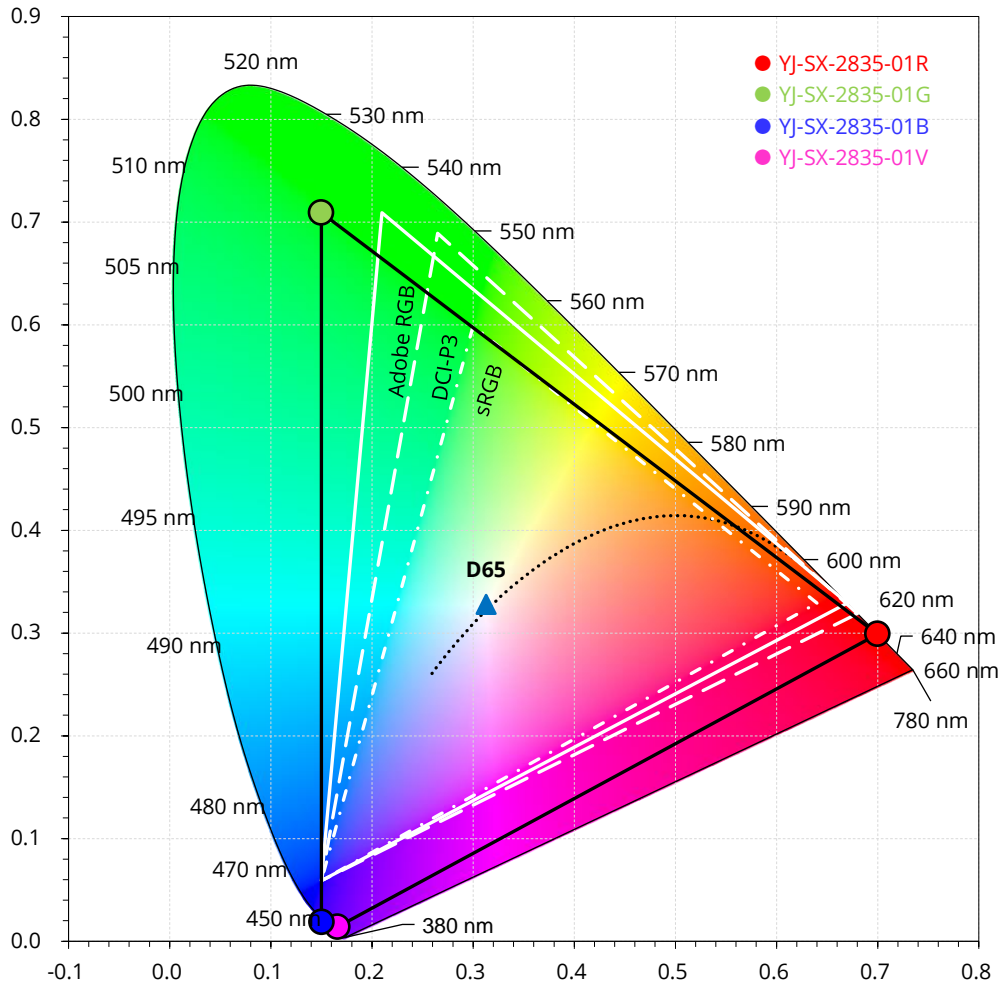
Absolute maximum ratings ( $T_A = 25^\circ\text{C}$ )

PARAMETER	SYMBOL	LIMIT	UNIT
Power Consumption	$P_D$	500	mW
DC Forward Current (pulsed) <sup>1</sup>	$I_{FP}$	200 <sup>2</sup>	mA
DC Forward Current	$I_F$	150	mA
Reverse Voltage	$V_R$	5	V
Junction Temperature	$T_j$	125	°C
Solder Point Temperature <sup>3</sup>	$T_s$	105	°C
Operating Temperature	$T_{opr}$	-40 ~ +85	°C
Storage Temperature	$T_{stg}$	-30 ~ +85	°C
Soldering Temperature	$T_{sol}$	260 ± 5	°C
Reflow Cycles Allowed	-	2	-

2. Pulse width  $\leq 0.1\text{ms}$ , duty  $\leq 1/10$ .
3. Theoretical data.
4. See page [Package material and dimension](#).

## Chromaticity diagram

CIE 1931 diagram

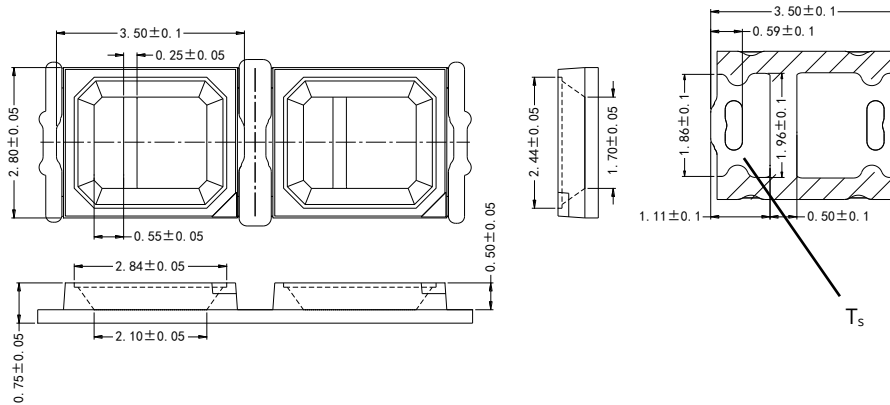




## Package material and dimension

### Package layout

All dimensions in mm, tolerance unless mentioned is  $\pm 0.1$ mm.



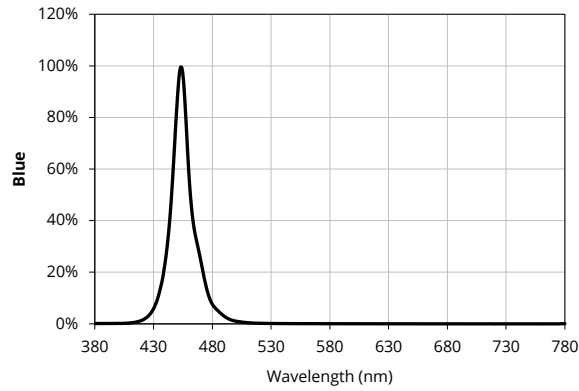
### Package materials

ITEM	DESCRIPTION
Die material	InGaN
Lead frame material	PPA
Encapsulant resin material	Silicon
Electrodes material	Silver-plated copper

## Characteristic graph

Typical spectral power distribution (normalized)

All characteristic curves are for reference only and not guaranteed.



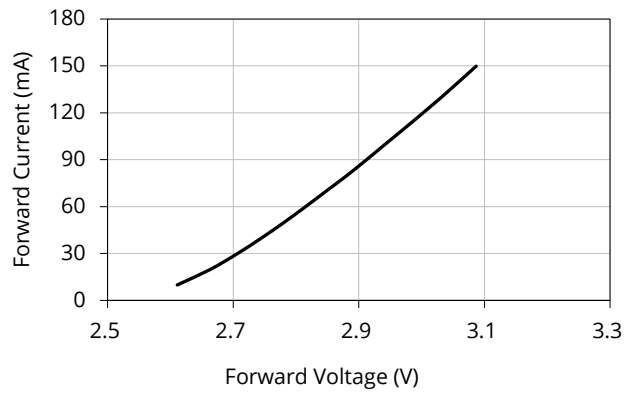
## Characteristic graph

### Forward current

All characteristic curves are for reference only and not guaranteed.

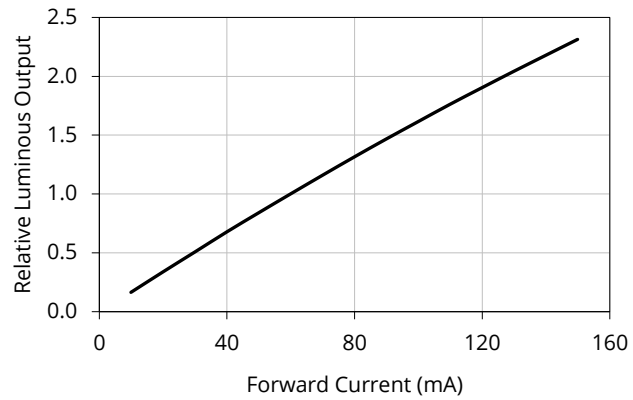
Vs. forward voltage

( $T_A = 25^\circ\text{C}$ )



Vs. relative luminous flux

( $T_A = 25^\circ\text{C}$ )



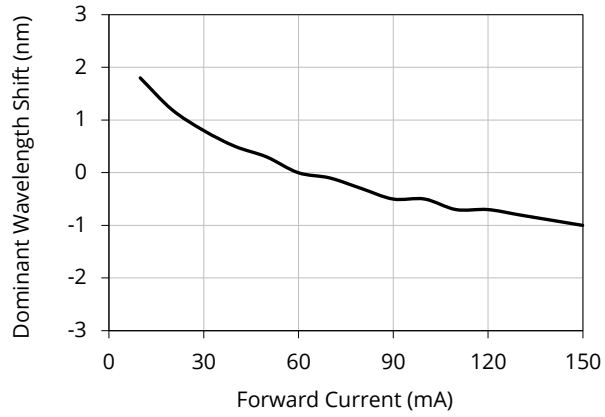
## Characteristic graph

### Forward current (continued)

All characteristic curves are for reference only and not guaranteed.

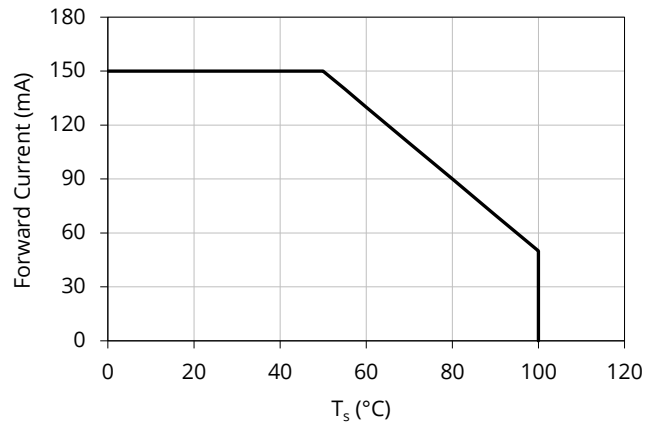
Vs. dominant wavelength

( $T_A = 25^\circ\text{C}$ )



Derating based on solder point

Note: De-rating curves are meant for recommendation only and are not meant to provide guarantees of product stability and longevity.



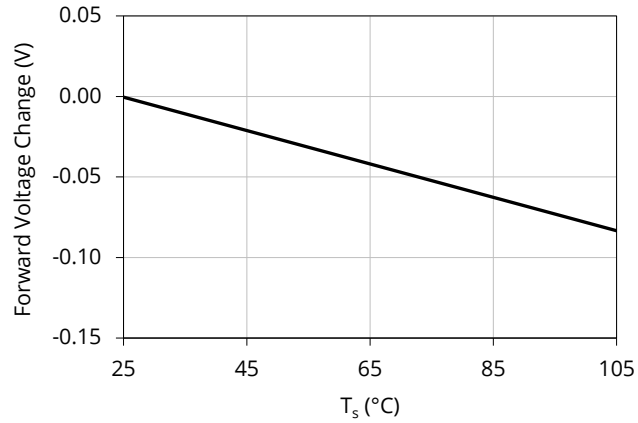
## Characteristic graph

### Solder point temperature ( $T_s$ )

All characteristic curves are for reference only and not guaranteed.

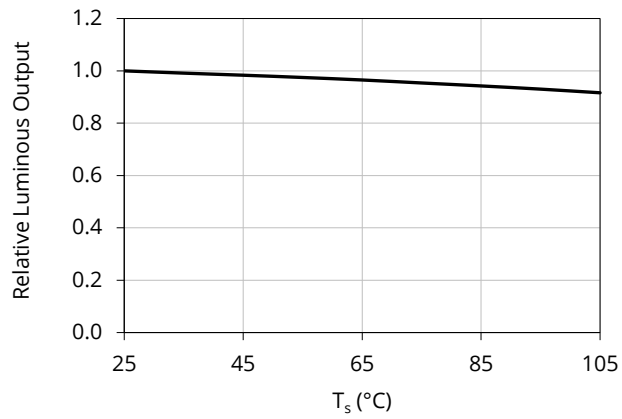
Vs. forward voltage

( $I_F = 60\text{mA}$ )



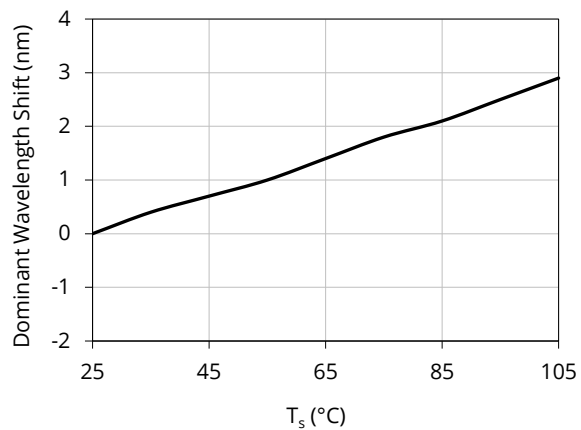
Vs. relative luminous output

( $I_F = 60\text{mA}$ )



Vs. dominant wavelength shift

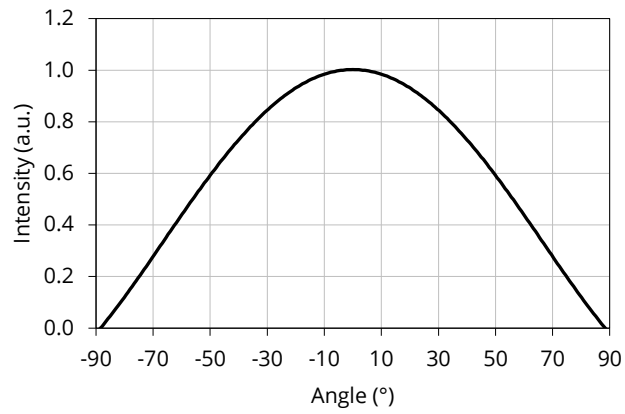
( $I_F = 60\text{mA}$ )



## Characteristic graph

Spatial distribution ( $T_A = 25^\circ\text{C}$ ,  $I_F = 60\text{mA}$ )

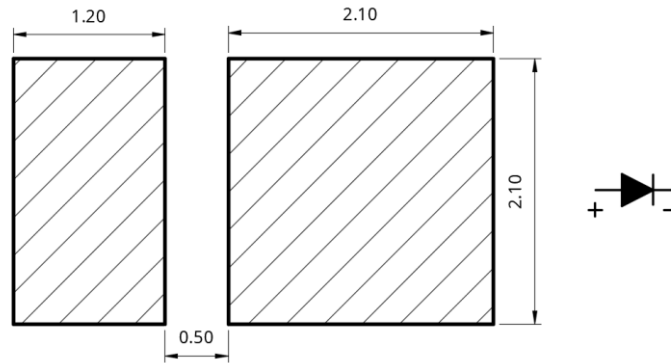
All characteristic curves are for reference only and not guaranteed.



## Solder and reflow profile

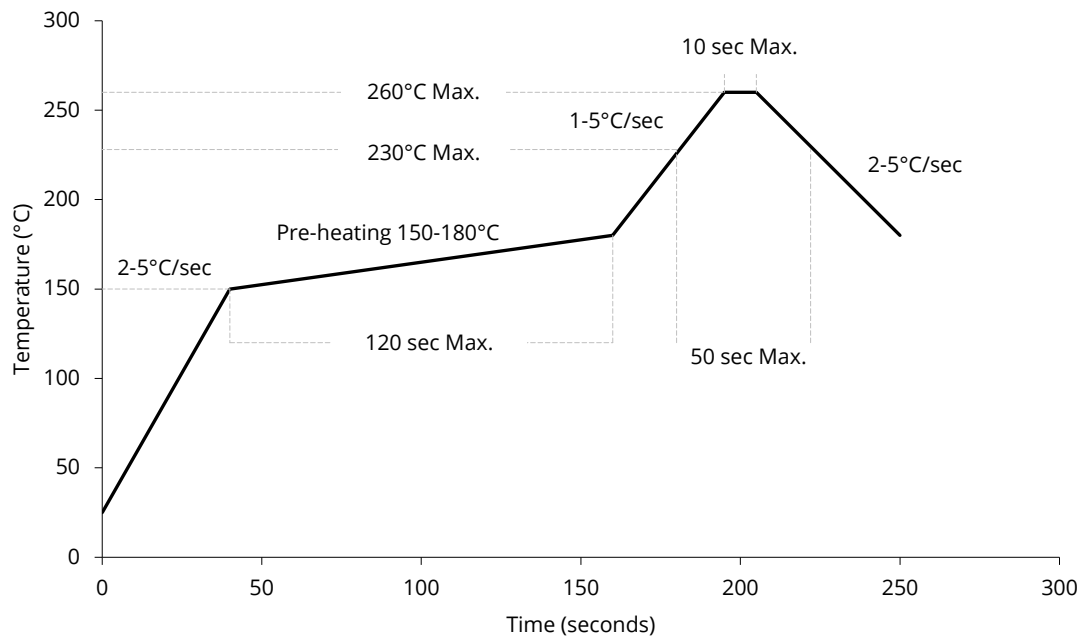
### Recommended solder pad layout

All dimensions in mm, tolerance unless mentioned is  $\pm 0.1$ mm.



### Reflow profile

Soldering ramp-up time (Pb-FREE).



Note: Soldering paste with the melting point at 230°C is recommended.

---

## SMT instruction

### Problems caused by improper selection of collet

Choosing the right collet is important in ensuring product quality after SMT. LEDs are different from other electronic components, as they are not only concerned with electrical output but also optical output. This characteristic makes LEDs more fragile in the process of SMT. If the collet's lowering height is not well set, it will bring damage to the gold wire at the time of collet's pick-and-place process which can cause the LED to not illuminate, flicker or contribute to other quality problems, some of which may not be immediately detectable.

### Collet selection

During SMT, please choose the appropriate collet in order to avoid damage the gold wire inside the LED or insufficient suction. Setting the height of the collet is crucial in order to avoid damage to the top view SMD. If the collet setting is set to too low of an altitude, the collet will press down on the SMD, causing damage or breakage to the encapsulant and cause distortion or breakage of the gold wire.

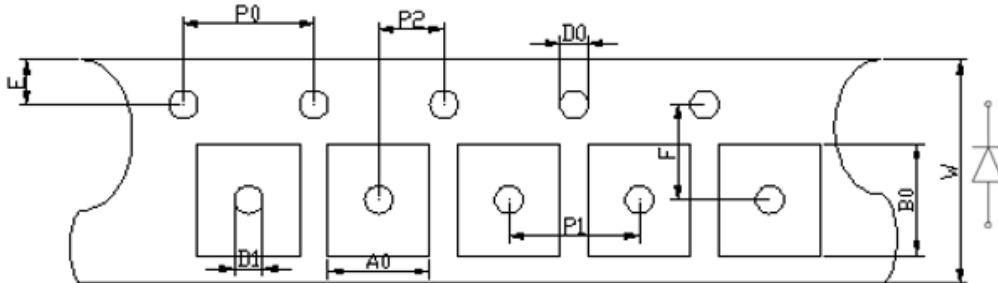
### Other notes of caution

- No pressure should be exerted to the epoxy shell of the SMD under high temperature.
- Do not scratch or wipe the lens since the lens and gold wire inside are rather fragile and cross out easy to break.
- LED should be used as soon as possible when being taken out of the original package, and should be stored in anti-moisture and anti-ESD package.
- This usage and handling instructions are for reference only.



## Tape and reel specifications

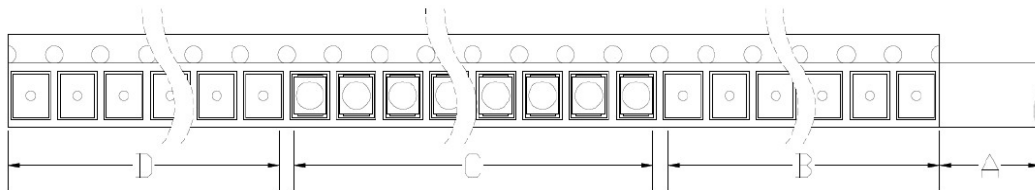
Tape dimensions (unit: mm)



<b>Code</b>	W	A0	B0	E	F
<b>Value</b>	8.000	3.100	3.700	1.750	3.500
<b>Tolerance</b>	±0.100	±0.100	±0.100	±0.100	±0.050
<b>Code</b>	D0	D1	P0	P1	P2
<b>Value</b>	1.500	1.000	4.000	4.000	2.000
<b>Tolerance</b>	±0.100	±0.100	±0.100	±0.100	±0.050

## Tape layout

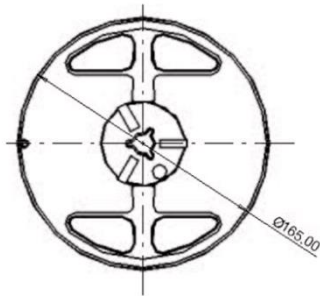
Not drawn to scale.



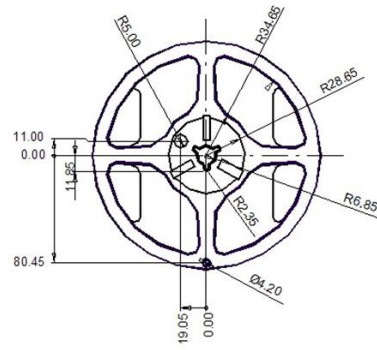
- A: Cover tape, 300mm;
- B: Empty leader, 200mm;
- C: LED, 4000pcs/5000pcs;
- D: Empty trailer, 200mm.

## Tape and reel specifications

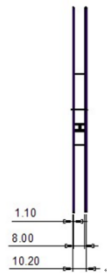
Reel dimensions top (unit: mm)



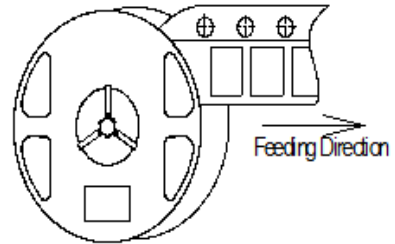
Reel dimensions bottom (unit: mm)



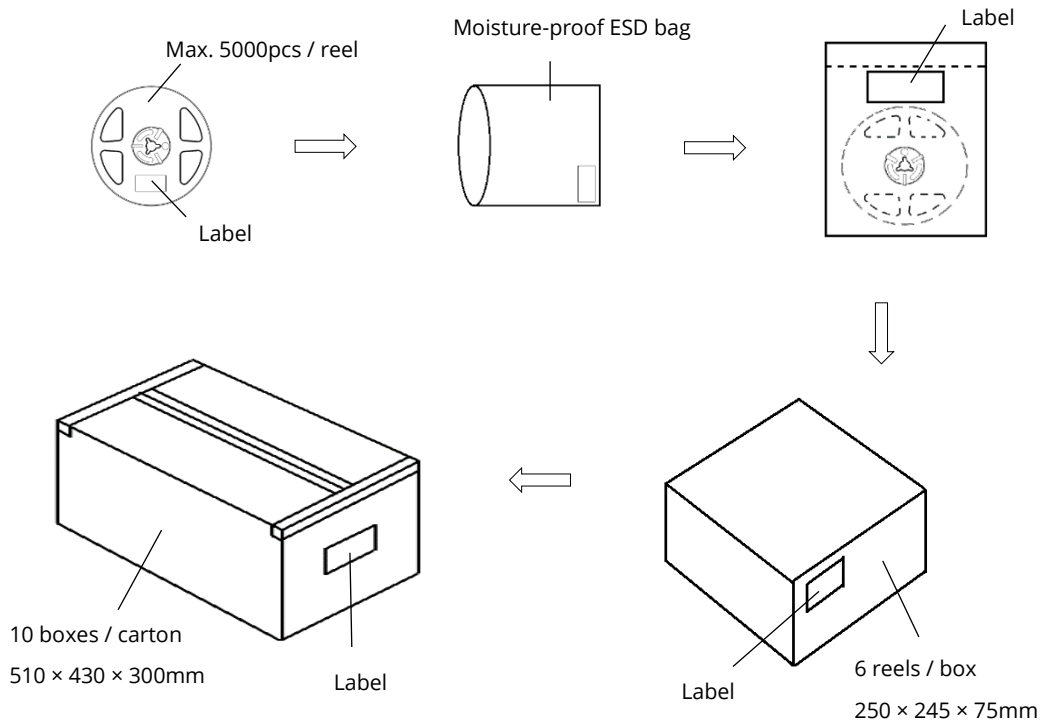
Reel dimensions side (unit: mm)



Feeding direction



## Box packaging



- Reeled products (max 5000pcs / reel) are packed in a moisture-proof bag along with a moisture desiccant pack.
- Each inner box contains up to 6 moisture-proof bag (total maximum number of SMDs is 30000pcs). Box package size: 250 mm × 245 mm × 75 mm.
- Each outer package contains 10 inner boxes. Box size: 510 mm × 430 mm × 300 mm.
- Outer package is sealed with protective bubble wrap and foam. (Part numbers, lot numbers, quantity should appear on the label on the moisture-proof bag, part numbers).
- This packaging merely intended as a reference for standard quantity orders only – please note that actual packaging can differ depending on the order circumstances.

## About Yujileds



### The Yuji story

Yuji started with LED phosphor materials in 2006, and today we are known for nitride red LED phosphor with superior brightness and stability in the world. With the rapid growth in LED industry during the past years, we have serviced over 260 business customers in over 33 different countries or regions, and established subsidiaries or distributors in 6 locations including China, US, UK and Japan, now we are reaching the global markets with the full coverage efficiently.

### Our capabilities and achievements

In Yujileds®, we are a group of people passionate in creating the maximum value for customers. Dedicated to developing LED phosphor, LED light source and final products, we have accumulated unique experience in different projects. Nowadays, over 30 experts are gathered in a variety of areas including but not limited to semiconductor, chemistry, optics, photoelectricity, circuitry, materials and color science.

In commercial markets, we have been dedicating to providing comprehensive solutions for specific applications by deeply understanding these markets. Our goal is not only to offer an LED product simply but is to grow with customers and share the success of a business.

#### **Main website:** [www.yujiintl.com](http://www.yujiintl.com)

Find the comprehensive introduction of Yuji company and our insights into a variety of advanced technologies and applications.

Contact: [info@yujigroup.com](mailto:info@yujigroup.com)

#### **Subordinative website:** [www.yujileds.com](http://www.yujileds.com)

Find more about our products, technical posts, featured support and service, blogs, news and whatever interesting and practical information.

Contact: [contact@yujileds.com](mailto:contact@yujileds.com)

#### **Online shop:** [store.yujiintl.com](http://store.yujiintl.com)

Find your favorite Yujileds® products with outstanding quality, fast shipment and superb sale service.

Contact: [webstore@yujigroup.com](mailto:webstore@yujigroup.com)